

	TOTAL VOTES	%	ELECTION DAY	ABSENTEE
PRECINCTS COUNTED (OF 68)	68	100.00		
REGISTERED VOTERS - TOTAL	80,957			
BALLOTS CAST - TOTAL	40,226		31,458	8,768
BALLOTS CAST - BLANK	11	.03	1	10
VOTER TURNOUT - TOTAL		49.69		
VOTER TURNOUT - BLANK		.01		

STRAIGHT PARTY

Vote for not more than 1				
Republican Party (REP)	7,390	47.84	5,849	1,541
Democratic Party (DEM)	7,787	50.41	5,912	1,875
Green Party (GRN)	86	.56	76	10
U.S. Taxpayers Party (UST)	87	.56	76	11
Libertarian Party (LIB)	80	.52	74	6
Natural Law Party (NAT)	18	.12	17	1

GOVERNOR/LT GOVERNOR

Vote for not more than 1				
Rick Snyder (REP)	23,622	59.56	18,878	4,744
Virg Bernero (DEM)	15,147	38.19	11,480	3,667
Harley Mikkelson (GRN)	296	.75	255	41
Stacey Mathia (UST)	305	.77	234	71
Ken Proctor (LIB)	267	.67	234	33
WRITE-IN	27	.07	21	6

SECRETARY OF STATE

Vote for not more than 1				
Ruth Johnson (REP)	18,600	48.23	14,550	4,050
Jocelyn Michelle Benson (DEM)	17,802	46.16	13,818	3,984
John Anthony La Pietra (GRN)	474	1.23	395	79
Robert Gale (UST)	681	1.77	549	132
Scotty Boman (LIB)	993	2.57	854	139
WRITE-IN	19	.05	18	1

ATTORNEY GENERAL

Vote for not more than 1				
Bill Schuette (REP)	20,509	53.05	15,831	4,678
David Leyton (DEM)	16,311	42.19	12,806	3,505
Gerald T. Van Sickle (UST)	975	2.52	802	173
Daniel W. Grow (LIB)	830	2.15	736	94
WRITE-IN	33	.09	32	1

REP IN CONGRESS 1ST DIST

Vote for not more than 1				
Dan Benishek (REP)	5,716	50.10	5,025	691
Gary McDowell (DEM)	4,791	41.99	4,085	706
Ellis Boal (GRN)	105	.92	97	8
Patrick Lambert (UST)	293	2.57	249	44
Keith Shelton (LIB)	157	1.38	145	12
Glenn A. Wilson (NPA)	335	2.94	305	30
WRITE-IN	13	.11	13	0

	TOTAL VOTES	%	ELECTION DAY	ABSENTEE
<b>REP IN CONGRESS 5TH DIST</b>				
Vote for not more than 1				
John Kupiec (REP)	12,933	46.95	9,948	2,985
Dale E. Kildee (DEM)	13,622	49.46	9,714	3,908
J. Matthew de Heus (GRN)	511	1.86	434	77
Michael J. Moon (LIB)	462	1.68	393	69
WRITE-IN	16	.06	15	1
<b>STATE SENATOR</b>				
Vote for not more than 1				
Mike Green (REP)	19,784	50.37	15,890	3,894
Jeff Mayes (DEM)	19,439	49.49	14,777	4,662
WRITE-IN	53	.13	46	7
<b>STATE REP 96TH DIST</b>				
Vote for not more than 1				
Dennis R. Poirier Sr. (REP)	15,684	47.80	12,079	3,605
Charles M. Brunner (DEM)	17,064	52.00	12,832	4,232
WRITE-IN	67	.20	58	9
<b>STATE REP 97TH DIST</b>				
Vote for not more than 1				
Joel Johnson (REP)	2,893	52.14	2,636	257
Mark Alan Lightfoot (DEM)	2,343	42.23	2,060	283
Brandon Dickhausen (LIB)	306	5.52	290	16
WRITE-IN	6	.11	6	0
<b>STATE BD OF EDUCATION</b>				
Vote for not more than 2				
Eileen Weiser (REP)	16,616	24.38	12,974	3,642
Richard Zeile (REP)	15,311	22.47	11,997	3,314
Elizabeth W. Bauer (DEM)	16,661	24.45	12,639	4,022
Lupe Ramos-Montigny (DEM)	12,942	18.99	9,908	3,034
Latham Redding (GRN)	612	.90	532	80
Mary T. Wood (GRN)	1,274	1.87	1,074	200
Karen Adams (UST)	1,511	2.22	1,243	268
Ronald Monroe (UST)	1,024	1.50	824	200
Dick Gach (LIB)	661	.97	578	83
Bill Hall (LIB)	927	1.36	809	118
Stacy Kohmescher (NAT)	549	.81	493	56
WRITE-IN	54	.08	53	1

	TOTAL VOTES	%	ELECTION DAY	ABSENTEE
UNIV OF MI MEMBER				
Vote for not more than 2				
Andrea Fischer Newman (REP)	16,217	24.39	12,681	3,536
Andrew C. Richner (REP)	14,999	22.56	11,735	3,264
Paul Brown (DEM)	14,864	22.35	11,298	3,566
Greg Stephens (DEM)	14,011	21.07	10,624	3,387
Diana Demers (GRN)	1,178	1.77	963	215
Libby Hunter (GRN)	995	1.50	863	132
Joe Sanger (UST)	1,198	1.80	965	233
Linda Schrock Taylor (UST)	1,235	1.86	994	241
James Lewis Hudler (LIB)	826	1.24	715	111
Leslie Lazzerin (LIB)	883	1.33	769	114
WRITE-IN.	90	.14	78	12

MI STATE UNIV MEMBER				
Vote for not more than 2				
Brian Breslin (REP)	15,928	23.95	12,464	3,464
Mitch Lyons (REP)	15,199	22.86	11,911	3,288
Dennis Denno (DEM)	14,053	21.13	10,711	3,342
Colleen McNamara (DEM)	15,724	23.65	11,849	3,875
Surjit Singh Dulai (GRN)	599	.90	511	88
Bob Czak (UST)	1,185	1.78	963	222
Christine C. Schwartz (UST)	1,640	2.47	1,323	317
Dan Johnson (LIB)	1,028	1.55	893	135
Michael H. Miller (LIB)	1,066	1.60	934	132
WRITE-IN.	72	.11	70	2

WAYNE STATE UNIV GOV				
Vote for not more than 2				
Diane Dunaskiss (REP)	15,397	23.67	12,032	3,365
Danialle Karmanos (REP)	15,066	23.16	11,752	3,314
Ed Bruley (DEM)	14,064	21.62	10,589	3,475
Brenda Moon (DEM)	14,560	22.38	11,129	3,431
James Arnoldi (GRN)	683	1.05	585	98
Margaret Guttshall (GRN)	709	1.09	592	117
Bill Mohr II (UST)	1,158	1.78	933	225
Patty Senneker (UST)	1,113	1.71	887	226
Nicole Michalak (LIB)	1,070	1.64	903	167
Gregory Scott Stempfle (LIB)	730	1.12	625	105
Doug Dern (NAT)	415	.64	361	54
WRITE-IN.	91	.14	79	12

ROAD COMMISSIONER				
Vote for not more than 1				
Michael Rivard (REP)	21,982	57.58	17,383	4,599
Gerald M. Redmond (DEM)	16,102	42.18	12,304	3,798
WRITE-IN.	93	.24	85	8

Write-in candidate Thomas Gwizdala qualified as a write-in candidate under MCL 168.582 He received 8 votes.

CO COMM 1ST DISTRICT				
Vote for not more than 1				
Michael Duranczyk (DEM)	2,368	93.45	2,368	0
WRITE-IN.	166	6.55	166	0

Write-in candidate Mark McFarlin qualified as a write-in candidate under MCL 168.582. He received 76 votes.

	TOTAL VOTES	%	ELECTION DAY	ABSENTEE
<b>CO COMM 2ND DISTRICT</b>				
Vote for not more than 1				
Adam C. Reddick (REP)	1,894	42.04	1,569	325
Brandon D. Krause (DEM)	2,207	48.99	1,731	476
WRITE-IN.	404	8.97	321	83
<b>CO COMM 3RD DISTRICT</b>				
Vote for not more than 1				
Vaughn J. Begick (REP)	4,236	98.95	2,999	1,237
WRITE-IN.	45	1.05	31	14
<b>CO COMM 4TH DISTRICT</b>				
Vote for not more than 1				
Joe Davis (REP)	2,410	50.04	1,714	696
Colleen M. Maillette (DEM)	2,393	49.69	1,666	727
WRITE-IN.	13	.27	9	4
<b>CO COMM 5TH DISTRICT</b>				
Vote for not more than 1				
Ernie Krygier (DEM)	3,051	96.64	2,418	633
WRITE-IN.	106	3.36	93	13
<b>CO COMM 6TH DISTRICT</b>				
Vote for not more than 1				
Kim Coonan (DEM)	2,129	97.66	1,651	478
WRITE-IN.	51	2.34	45	6
<b>CO COMM 7TH DISTRICT</b>				
Vote for not more than 1				
Nicholas H. Shaffer (REP)	1,128	38.76	954	174
Tom Ryder (DEM)	1,767	60.72	1,411	356
WRITE-IN.	15	.52	12	3
<b>CO COMM 8TH DISTRICT</b>				
Vote for not more than 1				
Christopher T. Rupp (REP)	2,025	51.84	1,539	486
M.J. Gorney (DEM)	1,864	47.72	1,249	615
WRITE-IN.	17	.44	8	9
<b>CO COMM 9TH DISTRICT</b>				
Vote for not more than 1				
F. Patrick Daily (REP)	2,074	47.21	1,547	527
Donald J. Tilley (DEM)	2,309	52.56	1,672	637
WRITE-IN.	10	.23	9	1

Write in candidate Patrick Beson qualified as a write-in candidate under MCLA 168.582. He received 402 votes.

Write in candidate Carl Trosien qualified as a write-in candidate under MCLA 168.582. He received 39 votes.

	TOTAL VOTES	%	ELECTION DAY	ABSENTEE
<b>SUPERVISOR GIBSON TWP</b>				
Vote for not more than 1				
Dawn Hoder (DEM) . . . . .	220	86.96	220	0
WRITE-IN. . . . .	33	13.04	33	0
<b>SUPERVISOR WILLIAMS TWP</b>				
Vote for not more than 1				
Paul M. Wasek (DEM) . . . . .	1,340	97.67	1,055	285
WRITE-IN. . . . .	32	2.33	26	6
<b>CLERK GIBSON TWP</b>				
Vote for not more than 1				
Laura Reynolds (DEM). . . . .	237	98.34	237	0
WRITE-IN. . . . .	4	1.66	4	0
<b>CLERK PINCONNING TWP</b>				
Vote for not more than 1				
Teresa Kusterer (DEM) . . . . .	602	98.37	602	0
WRITE-IN. . . . .	10	1.63	10	0
<b>CLERK BEAVER TWP</b>				
Vote for not more than 1				
Laura L. Chosay (REP) . . . . .	516	44.25	516	0
Stacey M. Kruger (DEM) . . . . .	648	55.57	648	0
WRITE-IN. . . . .	2	.17	2	0
<b>TREASURER MERRITT TWP</b>				
Vote for not more than 1				
Tina Fleischmann (REP) . . . . .	481	82.79	481	0
Kathleen Kratz (NPA). . . . .	99	17.04	99	0
WRITE-IN. . . . .	1	.17	1	0
<b>TRUSTEE BANGOR TWP</b>				
Vote for not more than 1				
Dick Bishop (DEM). . . . .	3,666	97.79	2,601	1,065
WRITE-IN. . . . .	83	2.21	69	14
<b>TRUSTEE GIBSON TWP</b>				
Vote for not more than 1				
Linda Diane Pieniozek (REP) . . . . .	200	56.18	200	0
Katie Stark (DEM). . . . .	155	43.54	155	0
WRITE-IN. . . . .	1	.28	1	0
<b>TRUSTEE PINCONNING TWP</b>				
Vote for not more than 1				
Vince LaFramboise (REP). . . . .	429	49.71	429	0
Connie M. Pierson (DEM). . . . .	428	49.59	428	0
WRITE-IN. . . . .	6	.70	6	0

	TOTAL VOTES	%	ELECTION DAY	ABSENTEE
<b>TRUSTEE WILLIAMS TWP</b>				
Vote for not more than 1				
Thomas W. Paige (DEM)	1,340	98.38	1,053	287
WRITE-IN.	22	1.62	17	5
<b>SUPREME CT JUSTICE</b>				
Vote for not more than 2				
Alton Thomas Davis	11,092	18.69	8,462	2,630
Mary Beth Kelly	18,767	31.62	14,595	4,172
Denise Langford Morris	9,411	15.86	7,380	2,031
Bob Roddis	3,954	6.66	3,160	794
Bob Young	16,016	26.99	12,042	3,974
WRITE-IN.	103	.17	94	9
<b>CT OF APPEALS JUDGE</b>				
Vote for not more than 2				
Donald S. Owens	21,770	52.69	16,629	5,141
William C. Whitbeck	19,251	46.59	14,458	4,793
WRITE-IN.	295	.71	271	24
<b>CIRCUIT CT JUDGE</b>				
Vote for not more than 1				
Harry Gill	20,106	63.66	14,820	5,286
Darrin Nichols.	11,351	35.94	9,237	2,114
WRITE-IN.	127	.40	120	7
<b>DISTRICT CT JUDGE-6 YR</b>				
Vote for not more than 1				
Jennifer Cass Barnes.	15,267	43.23	11,980	3,287
Mark Janer	19,982	56.58	15,215	4,767
WRITE-IN.	65	.18	58	7
<b>DISTRICT CT JUDGE-4 YR</b>				
Vote for not more than 1				
Dawn A. Klida	26,105	99.00	20,072	6,033
WRITE-IN.	265	1.00	244	21
<b>ESSEXVILLE CITY CO</b>				
Vote for not more than 2				
WRITE-IN.	270	100.00	270	0
<b>PINCONNING CITY CO-2 YR</b>				
Vote for not more than 3				
Jennifer L. DeLorge	222	46.44	222	0
Mary Warren.	245	51.26	245	0
WRITE-IN.	11	2.30	11	0

Essexville City Council Memebers  
The following write-in candidates  
qualified as write-in candidates  
under MCLA 168.582:  
Jennifer Gradowski 126 votes  
Michael Lutz 52 votes  
Timothy Nykamp 52 votes

Pinconning City Council Members  
The following write-in candidate  
qualified as a write-in candidate.  
Becky Lesniak 3 votes.

RUN DATE:11/09/10 09:51 AM

REPORT-EL45A PAGE 007

	TOTAL VOTES	%	ELECTION DAY	ABSENTEE
<b>PINCONNING CITY CO-1 YR</b>				
Vote for not more than 1				
Barbara Cadwell . . . . .	254	98.83	254	0
WRITE-IN. . . . .	3	1.17	3	0
<b>PINCONNING SCHOOL BD-6 YR</b>				
Vote for not more than 2				
Tom Boetefuer . . . . .	2,162	46.45	2,108	54
Ken Foco. . . . .	2,455	52.75	2,387	68
WRITE-IN. . . . .	37	.80	37	0
<b>FREELAND SCHOOL BD-6 YR</b>				
Vote for not more than 2				
Kim Formsma. . . . .	46	47.42	39	7
Debbie Hoffman. . . . .	49	50.52	45	4
WRITE-IN. . . . .	2	2.06	2	0
<b>ESSEX-HAMPTON SCHOOL BD-4 YR</b>				
Vote for not more than 2				
Michael D. Rowley. . . . .	1,955	47.94	1,606	349
Dean Verhaeghe. . . . .	2,103	51.57	1,705	398
WRITE-IN. . . . .	20	.49	16	4
<b>PINCONNING SCHOOL BD-4 YR</b>				
Vote for not more than 2				
Michael Bauer . . . . .	2,164	48.00	2,106	58
Paul J. Pomaville. . . . .	2,318	51.42	2,260	58
WRITE-IN. . . . .	26	.58	26	0
<b>STANDISH STERLING SCH-4 YR</b>				
Vote for not more than 2				
Ronald Bartlett . . . . .	197	48.05	197	0
Kim Belchak. . . . .	111	27.07	111	0
Patricia Kipfmiller . . . . .	102	24.88	102	0
WRITE-IN. . . . .	0		0	0
<b>STANDISH STERLING SCH-2 YR</b>				
Vote for not more than 1				
Sarah Brandenburg. . . . .	45	19.48	45	0
Megan Dickhausen . . . . .	68	29.44	68	0
Allen Schmidt . . . . .	118	51.08	118	0
WRITE-IN. . . . .	0		0	0
<b>FREELAND COMM SCHOOL-2 YR</b>				
Vote for not more than 1				
Bonnie Skornia. . . . .	53	100.00	46	7
WRITE-IN. . . . .	0		0	0

TOTAL VOTES % ELECTION DAY ABSENTEE

DELTA COLLEGE-BAY

Vote for not more than 1				
Edith Wacksman . . . . .	25,355	98.95	19,410	5,945
WRITE-IN. . . . .	270	1.05	243	27

DELTA COLLEGE-MIDLAND-4 YR

Vote for not more than 1				
Kimberly Houston-Philpot . . . . .	22,547	98.86	17,607	4,940
WRITE-IN. . . . .	260	1.14	237	23

DELTA COLLEGE-MIDLAND-2 YR

Vote for not more than 1				
Kathy Ellison . . . . .	15,749	59.70	12,366	3,383
Zigmond A. Kozicki . . . . .	10,478	39.72	7,951	2,527
WRITE-IN. . . . .	155	.59	140	15

DELTA COLLEGE-SAGINAW

Vote for not more than 1				
Robert Emrich . . . . .	22,242	99.00	17,306	4,936
WRITE-IN. . . . .	224	1.00	203	21

CONSTITUTIONAL CONV

Vote for not more than 1				
YES . . . . .	11,333	30.51	8,992	2,341
NO. . . . .	25,815	69.49	19,989	5,826

FELONS/PUBLIC OFFICE

Vote for not more than 1				
YES . . . . .	27,749	72.50	21,133	6,616
NO. . . . .	10,526	27.50	8,707	1,819

LIBRARY OPERATING

Vote for not more than 1				
YES . . . . .	24,899	63.62	19,616	5,283
NO. . . . .	14,240	36.38	10,942	3,298

ROADS-GARFIELD

Vote for not more than 1				
YES . . . . .	329	50.08	329	0
NO. . . . .	328	49.92	328	0

FREELAND COMM SCH MILLAGE

Vote for not more than 1				
YES . . . . .	42	56.00	38	4
NO. . . . .	33	44.00	27	6

**PROPOSAL 10-2**  
**A PROPOSAL TO AMEND THE STATE CONSTITUTION TO PROHIBIT CERTAIN FELONS FROM HOLDING ELECTIVE OFFICE AND SPECIFIED TYPES OF PUBLIC EMPLOYMENT POSITIONS**

The proposed constitutional amendment would:

Make a person ineligible for election or appointment to any state or local elective office or to hold a position in public employment in this state that is policy-making or has discretionary authority over public assets, if:

- within the preceding 20 years, the person was convicted of a felony involving dishonesty, deceit, fraud, or a breach of the public trust; and
- the conviction was related to the person's official capacity while holding any elective office or position of employment in local, state or federal government.

Require the State Legislature to enact laws to implement the prohibition.

Should this proposal be adopted?

**LIBRARY SYSTEM MILLAGE RENEWAL**

Shall the limitation on the amount of general ad valorem taxes which may be imposed each year for all purposes upon real and personal property within the County of Bay under Article IX, Section 6 of the Michigan Constitution be renewed for 1 mill (which is equal to \$1.00 per \$1,000 of taxable value) for the period of four (4) years, 2011 through 2014, inclusive, for the purpose of funding general operations, programs and services of the Bay County Library System? The amount of revenue the County will collect if that millage is approved and levied by the County in the first year is estimated to be \$2,958,553. The proposal is a renewal of the current millage.

**MILLAGE RENEWAL PROPOSAL BUILDING AND SITE SINKING FUND TAX LEVY**

Shall the currently authorized millage rate limitation of 1 mill (\$1.00 on each \$1,000 of taxable valuation) on the amount of taxes which may be assessed against all property in Freeland Community School District, Saginaw, Midland and Bay Counties, Michigan, be renewed for a period of 6 years, 2011 to 2016, inclusive, to continue to provide for a sinking fund for the construction or repair of school buildings and all other purposes authorized by law; the estimate of the revenue the school district will collect if the millage is approved and levied in 2011 is approximately \$343,120?

**PROPOSAL 10-1**

**A PROPOSAL TO CONVENE A CONSTITUTIONAL CONVENTION FOR THE PURPOSE OF DRAFTING A GENERAL REVISION OF THE STATE CONSTITUTION**


Shall a convention of elected delegates be convened in 2011 to draft a general revision of the State Constitution for presentation to the state's voters for their approval or rejection?

**ROAD MILLAGE PROPOSAL**


Shall Garfield Township levy up to 1.0 mills (\$1.00 per \$1,000.00 of taxable value) above the tax limitation imposed under Article IX, Section 6, of the Michigan Constitution, and levy it for four (4) years, December 1, 2010 through December 1, 2013 inclusive, for the purpose of raising revenues for the maintenance and improvement of public roads in Garfield Township, raising an estimated \$40,300.00 in the first year the millage is levied?



WE THE UNDERSIGNED DO HEREBY CERTIFY  
THE ABOVE RESULTS TO BE A TRUE AND  
ACCURATE ACCOUNT OF THE ELECTION  
HELD ON TUESDAY NOVEMBER 2, 2010.

  
Walter Wozniak, Jr., Chairman


  
Donald Chevalier, Board Member

  
Janice Pierson, Board Member

  
Kevin Lorentz Jr., Board Member

DATED: November 8, 2010

A TRUE COPY ATTEST:

  
Cynthia A. Luczak, Clerk of the County of Bay,  
State of Michigan